





DOLLY WITH ARTICULATED
WHEELS, BRAKES AND
LEVELING JACKS



INCORPORATES AN EXCLUSIVE
"DYNAMIC COUNTERWEIGHT SYSTEM"



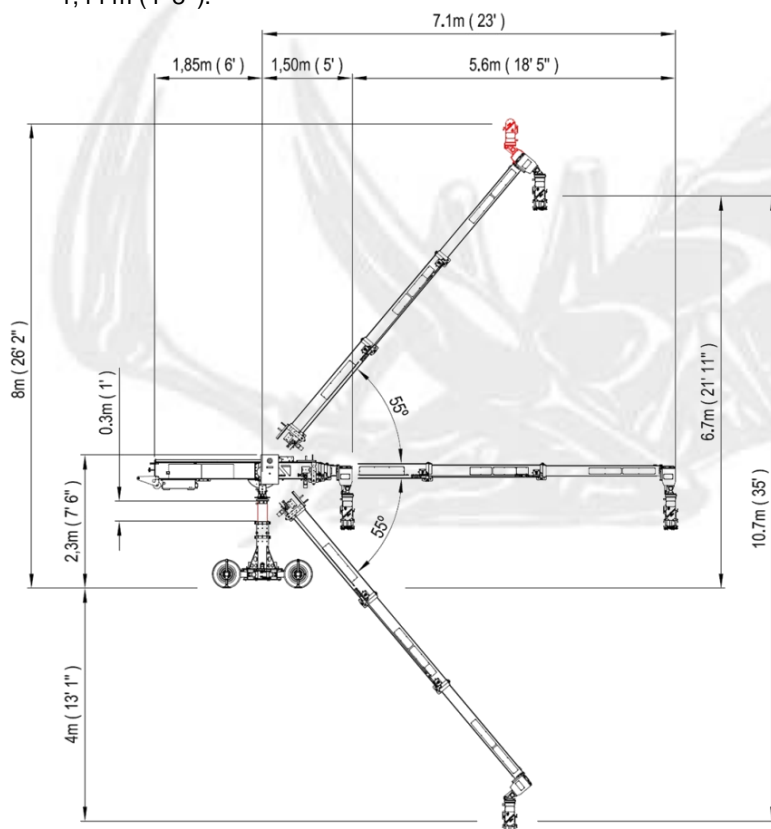
REMOVABLE
TRAVELLING WHEELS



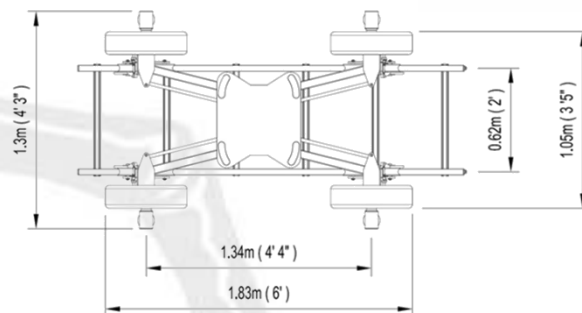


FEATURES

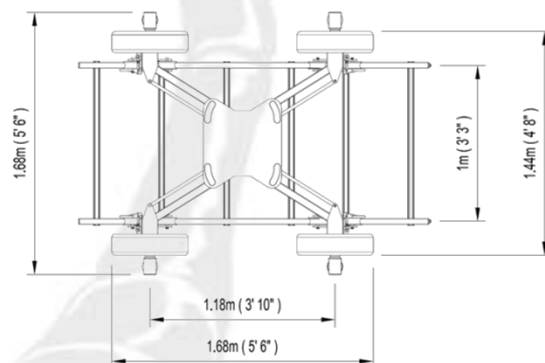
- Dynamic Counterweight System: Electronic adjust for the counterweight support activated automatic or by the hand command.
- The arm-fulcrum, as the column or the dolly are totally independents from each other. It's possible to assembly the arm (fulcrum included) in other column or dolly for special needs.
- Automatic compensator of the arc generated by the movement of the arm in both horizontal and vertical.
- Programmable limits on the telescopic movement of the arm.
- Movement generator of the telescopic arm in relation to the horizontal or vertical movement.
- Arm speed adjustable and displayed on the screen.
- Arm stop damping adjustable and displayed on the screen.
- Overslung and Underslung capability
- Screen display of the arm range, vertical and horizontal angles, height to the optic axis in meters and feet.
- Programmable stop sequence.
- TILT, PAN and arm encoder reading for the Motion Capture jobs.
- Smooth movement in both high and slow speed.
- Noise reduction system of the telescopic arm movement.
- Mechanical lift for the telescopic column.
- Adjustable width with articulated arms with lockable positions.
- Tracking wheels: Adjustable to all track gauges: 0.62 m (2') and 1m (3' 3").
- Pneumatic wheels: Adjustable width from 0.735 m (2' 5"), and 1,44 m (4' 8").



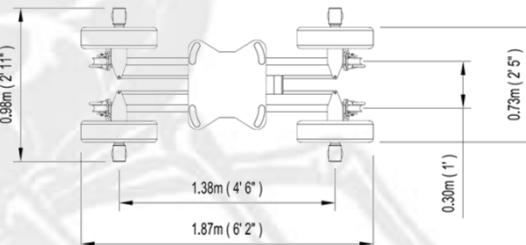
0.62 M (2') TRACKS



1 M (3' 3') TRACKS



SMALLEST CONFIGURATION (FOR TRANSPORT ONLY)



TECHNICAL SPECIFICATIONS

- Maximum length: 7.1 m (23')
- Minimum length: 1.5 m (5')
- Back length of the arm: 1.85 m (6')
- Telescopic range: 5.6 m (18')
- Max. optical axis height: 6.7 m (21')
- Telescopic column maximum extension: 0.3m (1')
- Loading capacity in Underslung position: 70 kg (154lb)
- Loading capacity in Overslung position: 35 kg (77lb)
- Required power: 220 V / 16 A - 110 V / 16 A
- Output power for the remote head: 30 V / 20 A
- Output power for the monitor: 12 V / 3 A
- Max. speed: 1.8 m/s