








Designed for easy use



The newly developed base offers unique safety and stability features. The levelling legs allow a fast move onto tracks so that the response to a change is very simple.



# The MT400 Technical Specifications

Version	back section	required segment in front	parallelogram rod		max lift height	max lift height column adapter		max capacity	length of crane arm	
			front	back		without	with		ahead*	rear**
 Platform P_1	1,0 m	1 x 1,5 m	1 x 1,5 m	1 x 1,0 m	3,71 m	3,46 m	3,79 m	250 kg	2,77 m	1,97 m
	1,5 m	1 x 1,5 m	1 x 1,5 m	1 x 1,5 m	3,71 m	3,02 m	3,69 m	250 kg	2,77 m	2,45 m
 Platform P_2	1,0 m	3 x 1,5 m	9 x 1,5 m	3 x 1,0 m	8,63 m	5,92 m	6,25 m	135 kg	5,80 m	1,97 m
	1,5 m	3 x 1,5 m	9 x 1,5 m	3 x 1,5 m	8,63 m	4,89 m	5,95 m	180 kg	5,80 m	2,45 m
 Remote R_1	1,0 m	1 x 1,5 m	1 x 1,5 m	1 x 1,0 m	3,71 m	3,82 m	4,15 m	80 kg	3,01 m	1,97 m
	1,5 m	1 x 1,5 m	1 x 1,5 m	1 x 1,5 m	3,71 m	3,38 m	4,05 m	80 kg	3,01 m	2,45 m
 Remote R_2	1,0 m	3 x 1,5 m	9 x 1,5 m	3 x 1,0 m	8,63 m	6,28 m	6,61 m	80 kg	6,05 m	1,97 m
	1,5 m	3 x 1,5 m	9 x 1,5 m	3 x 1,5 m	8,63 m	5,25 m	6,42 m	80 kg	6,05 m	2,45 m
 Remote R_3	1,0 m	4 x 1,5 m	10 x 1,5 m	3 x 1,0 m	11,08 m	7,05 m	7,83 m	80 kg	7,57 m	1,97 m
	1,5 m	4 x 1,5 m	10 x 1,5 m	3 x 1,5 m	11,08 m	6,18 m	7,54 m	80 kg	7,57 m	2,45 m
 Remote R_4	1,0 m	5 x 1,5 m	13 x 1,5 m	3 x 1,0 m	13,54 m	8,49 m	8,82 m	65 kg	9,90 m	1,97 m
	1,5 m	4 x 1,5 m +1 x 1 m	12 x 1,5 m +1 x 1 m	3 x 1,5 m	13,54 m	7,12 m	8,70 m	65 kg	9,90 m	2,45 m
 Remote R_5	1,0 m	5 x 1,5 m +2 x 1 m	15 x 1,5 m +4 x 1 m	3 x 1,0 m	16,84 m	10,38 m	10,72 m	45 kg	11,13 m	1,97 m
	1,5 m	4 x 1,5 m +3 x 1 m	12 x 1,5 m +7 x 1 m	3 x 1,5 m	16,84 m	8,38 m	10,27 m	65 kg	11,13 m	2,45 m

Max counterweight = 768 kg    \* camera mount    \*\* outer edge counterweight basket

CRANE SYSTEM

MT400



An overview of all set-up versions with the corresponding technical data can be found on the rear.

## Trimmed for speed

The levelling rods are "parked" in the crane elements for transport. This provides easy allocation and unnecessary trips between truck and set can be avoided.



Movie Tech AG  
Martin-Kollar-Str. 9  
D-81829 München  
Tel: +49 (0) 89/43 68 91 3  
Fax: +49 (0) 89/43 68 91 55  
e-mail: info@movietech.de

www.movietech.de

Technical details are liable to variations • Copyright by Movie Tech AG






# The MT400 Crane System

## The idea behind the system

The constantly increasing demands for savings in time and costs when filming created the impetus for Movie Tech to develop a crane with a modular design which would allow it to be set up or converted with only a few different components. The crane offers extremely short set-up times thanks to only two different strut bars and parallelogram bars and corresponding crane arm segments in lengths of 1m and 1.5m. A smart connection system also means that the pushpins so easily lost on location are now a thing of the past.



A useful detail: the weight bucket can be split



## ...Some examples to illustrate the extreme variability of the system

Speed and flexibility in use are the exceptional features of the MT 400. Two platform versions and five remote versions cover practically all demands on the set. The sophisticated system makes it possible to set up a different version for a different camera position in a very short time.



Proven Movie Tech-nology: The brake for the raising and lowering of the arm



...exactly like the brake for panning



The systematic design of the MT400 is continued into the (optional) transport trolley. Every single part has its fixed position and can be used immediately in the set-up process.

## MT400 Accessories

A wide range of crane accessories such as the Master Track track system, monitor holders, various column extensions, special crane seats, etc. rounds off the MT400 crane system. Most of these accessories are also suitable for use with other Movie Tech products (such as the dolly systems). The same high quality features as in the system parts can naturally be found in all accessories.

The fixed fit of the "quick-pin" allows the divisible weight bucket to be loaded simply and easily



"Where's this spirit level?" A question you need never hear again thanks to the integrated bubble level in the crane dolly



The newly developed levelling legs mean the crane can also easily be moved onto tracks



The generously sized wheel brake lever can also be operated easily while wearing gloves.



Height extension for crane column



Crane seats



Range of seat arms



Diverse ball adaptors



Range of bazookas



Movie Tech Master Track System